



UL LLC
1075 W Lambert Rd Suite B
Brea, CA 92821

Outdoor Distribution Test Report

Relevant Standards
IES LM-79-2008, ANSI C82.77-2002

Prepared For
B-K Lighting Inc

Chris McCarthy
40429 Brickyard Dr
Madera, CA 93636-9515
United States

Represented Catalog Numbers:

BWM-LED-L17-SD10, BSM-LED-L17-SD10

Tested Catalog Number
BWM-LED-L17-SD10

Order Number

11609588

Test Number

11609588.04A

Revised:

2017-06-05

Test Date

2017-04-27

Prepared By

Tony Rubio, Technician

Approved By


Eric Gaudreau, Senior Engineering Associate

The results contained in this report pertain only to the tested sample.
This report shall not be reproduced, except in full, without written approval of Underwriters Laboratories.
This report must not be used by the client to claim product certification, approval, or endorsement by
NVLAP, NIST, or any agency of the Federal Government.



Luminaire Description: Decorative white metal housing with baffles, reflector and diffuse lens.
Lamp: White LED array
Mounting: Surface – Wall

Luminaire



Luminaire Characteristics

Luminous Diameter: 10.00 in.
Luminous Height: 5.00 in.

Summary of Results

Roadway Classification:	Type I, Very Short
Cutoff Classification:	Noncutoff
BUG Rating:	B0 U3 G1

Test Conditions

Test Temperature:	24.3 °C
Voltage:	120.1 VAC
Current:	0.1649 A
Power:	19.40 W
Power Factor:	0.980
Frequency:	60 Hz
Current THD:	19.3 %

Tested in 30 planes left side, 30 planes right side, left and right averaged
Vertical test increments are 2.5 degrees
Test distance exceeds five times the greatest luminous opening of luminaire

Laboratory results may not be representative of field performance
Ballast factors have not been applied



Distribution - Goniophotometer

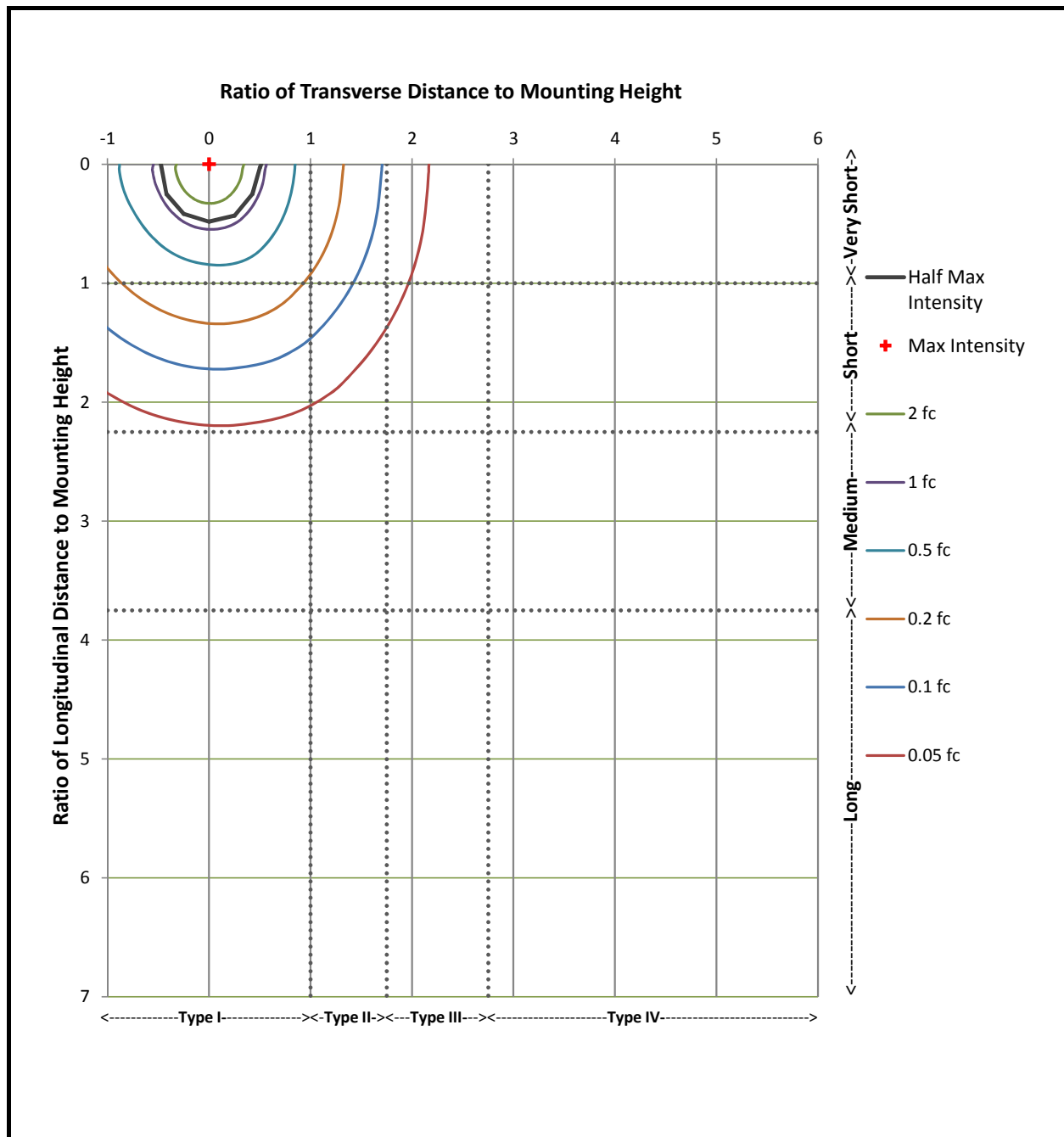
Distribution Test Conditions

Temperature	Voltage	Current	Power	Power Factor	Frequency	Current THD
24.3 °C	120.1 VAC	0.1649 A	19.40 W	0.980	60 Hz	19.3 %

Summary of Results

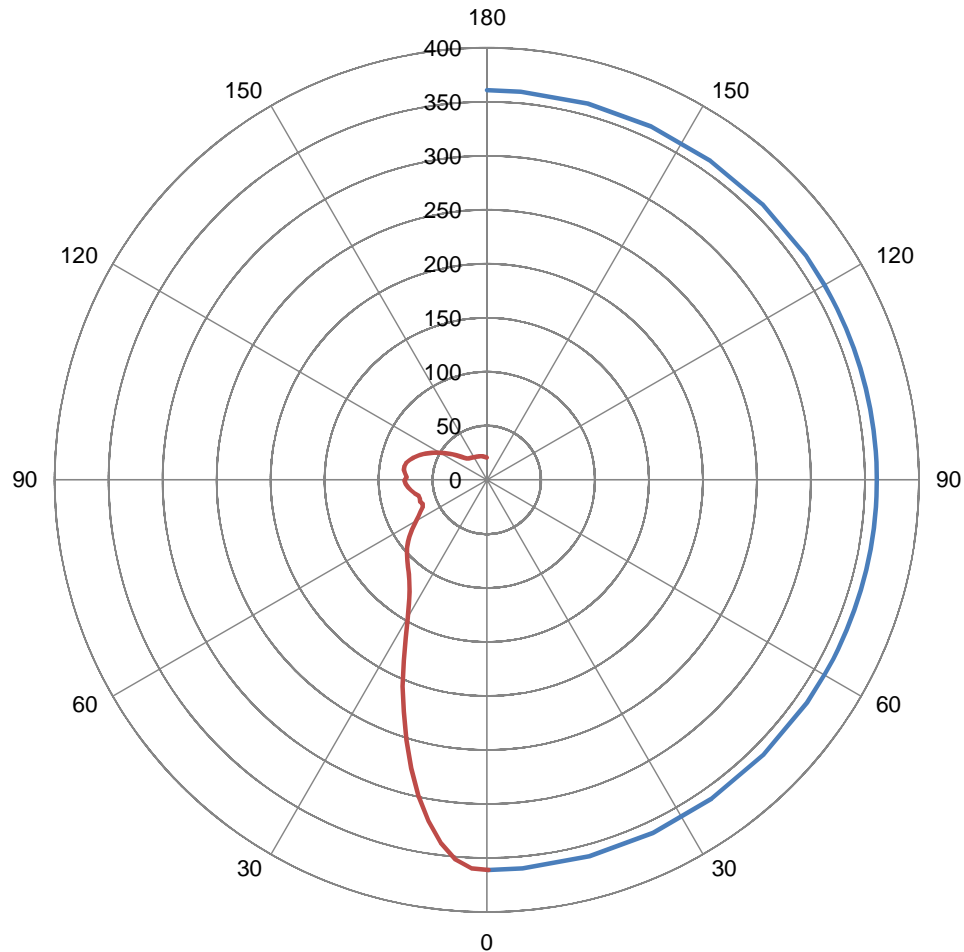
IES Roadway Classification:	Type I, Very Short	Total Lumen Output:	957 Lumens
Cutoff Classification	Noncutoff	Luminaire Efficacy:	49.3 lm/w
BUG Rating:	B0 U3 G1	Maximum Candela:	361 Candela

ISO FootCandle Plot at 10 Feet





Maximum Plane and Cone Plots of Candela



Vertical Plane Through

0 ° Lateral

Lateral Cone Through

0 ° Vertical

Maximum Intensity (Candlepower):

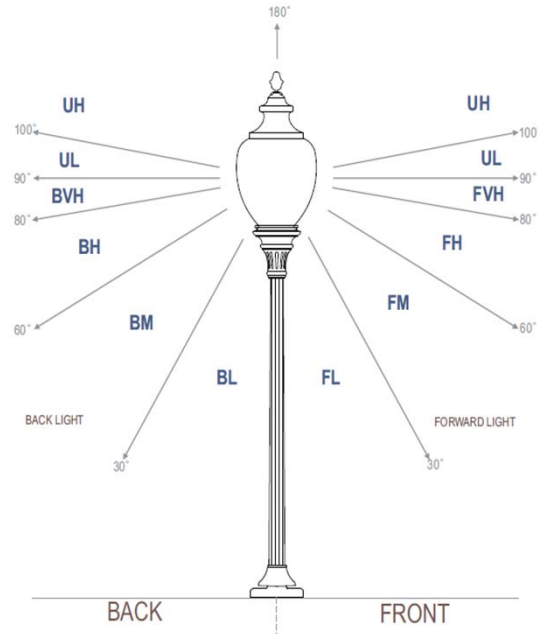
361 Candela

Zonal Lumen Summary

Zone	Lumens	% of Luminaire	Zone	Lumens	% of Luminaire	Zone	Lumens	% of Luminaire
0-5	9.0	0.9%	60-65	36.7	3.8%	120-125	20.5	2.1%
5-10	23.4	2.4%	65-70	35.1	3.7%	125-130	16.1	1.7%
10-15	34.0	3.5%	70-75	36.3	3.8%	130-135	12.3	1.3%
15-20	39.4	4.1%	75-80	37.9	4.0%	135-140	9.6	1.0%
20-25	40.6	4.2%	80-85	40.9	4.3%	140-145	8.1	0.8%
25-30	39.6	4.1%	85-90	41.9	4.4%	145-150	6.9	0.7%
30-35	38.7	4.0%	90-95	40.7	4.3%	150-155	5.8	0.6%
35-40	39.3	4.1%	95-100	40.0	4.2%	155-160	4.7	0.5%
40-45	41.0	4.3%	100-105	37.9	4.0%	160-165	3.7	0.4%
45-50	42.1	4.4%	105-110	34.0	3.6%	165-170	2.6	0.3%
50-55	41.5	4.3%	110-115	29.9	3.1%	170-175	1.6	0.2%
55-60	39.2	4.1%	115-120	25.2	2.6%	175-180	0.5	0.1%



IES "BUG" Rating
(Back Light, Uplight, Glare)
Per IES TM-15-11



Luminaire Classification System (LCS)

LCS	Zone	Lumens	Luminaire %
FL	(0-30)	93.6	9.8%
FM	(30-60)	122.5	12.8%
FH	(60-80)	73.8	7.7%
FVH	(80-90)	42.5	4.4%
BL	(0-30)	92.4	9.7%
BM	(30-60)	119.3	12.5%
BH	(60-80)	72.3	7.6%
BVH	(80-90)	40.3	4.2%
UL	(90-100)	80.6	8.4%
UH	(100-180)	219.5	22.9%
Total		956.9	100.0%
BUG Rating	B0 U3 G1		