



UL LLC
1075 W Lambert Rd Suite B
Brea, CA 92821

Outdoor Distribution Test Report

Relevant Standards
IES LM-79-2008, ANSI C82.77-2002

Prepared For
B-K Lighting Inc
Chris McCarthy
40429 Brickyard Dr
Madera, CA 93636-9515
United States

Catalog Number
LBP-LED-X45-TYPEIII-18-WHP
Order Number
12003486
Test Number
12003486.08

Test Date

2017-10-23

Prepared By

William Escobar, Technician

Approved By


Eric Gaudreau, Senior Engineering Associate

The results contained in this report pertain only to the tested sample.
This report shall not be reproduced, except in full, without written approval of Underwriters Laboratories.
This report must not be used by the client to claim product certification, approval, or endorsement by
NVLAP, NIST, or any agency of the Federal Government.



Luminaire Description: Decorative white metal housing with shade, reflector, frosted plastic inner lens, clear outer lens, and standing pole base
Lamp: One (1) white LED with optic
Mounting: Post
Ballast/Driver: One (1) ECOdrive 561/S

Luminaire



Luminaire Characteristics

Luminous Diameter: 27.00 in.
Luminous Height: 11.00 in.

Summary of Results

Roadway Classification:	Type II, Short
Cutoff Classification:	Cutoff
BUG Rating:	B2 U2 G1

Test Conditions

Test Temperature:	24.5 °C
Voltage:	120.1 VAC
Current:	0.2767 A
Power:	32.70 W
Power Factor:	0.984
Frequency:	60 Hz
Current THD:	9.29 %

Tested in 30 planes left side, 30 planes right side, left and right averaged
Vertical test increments are 2.5 degrees
Test distance exceeds five times the greatest luminous opening of luminaire

Laboratory results may not be representative of field performance
Ballast factors have not been applied



Distribution - Goniophotometer

Distribution Test Conditions

Temperature	Voltage	Current	Power	Power Factor	Frequency	Current THD
24.5 °C	120.1 VAC	0.2767 A	32.70 W	0.984	60 Hz	9.29 %

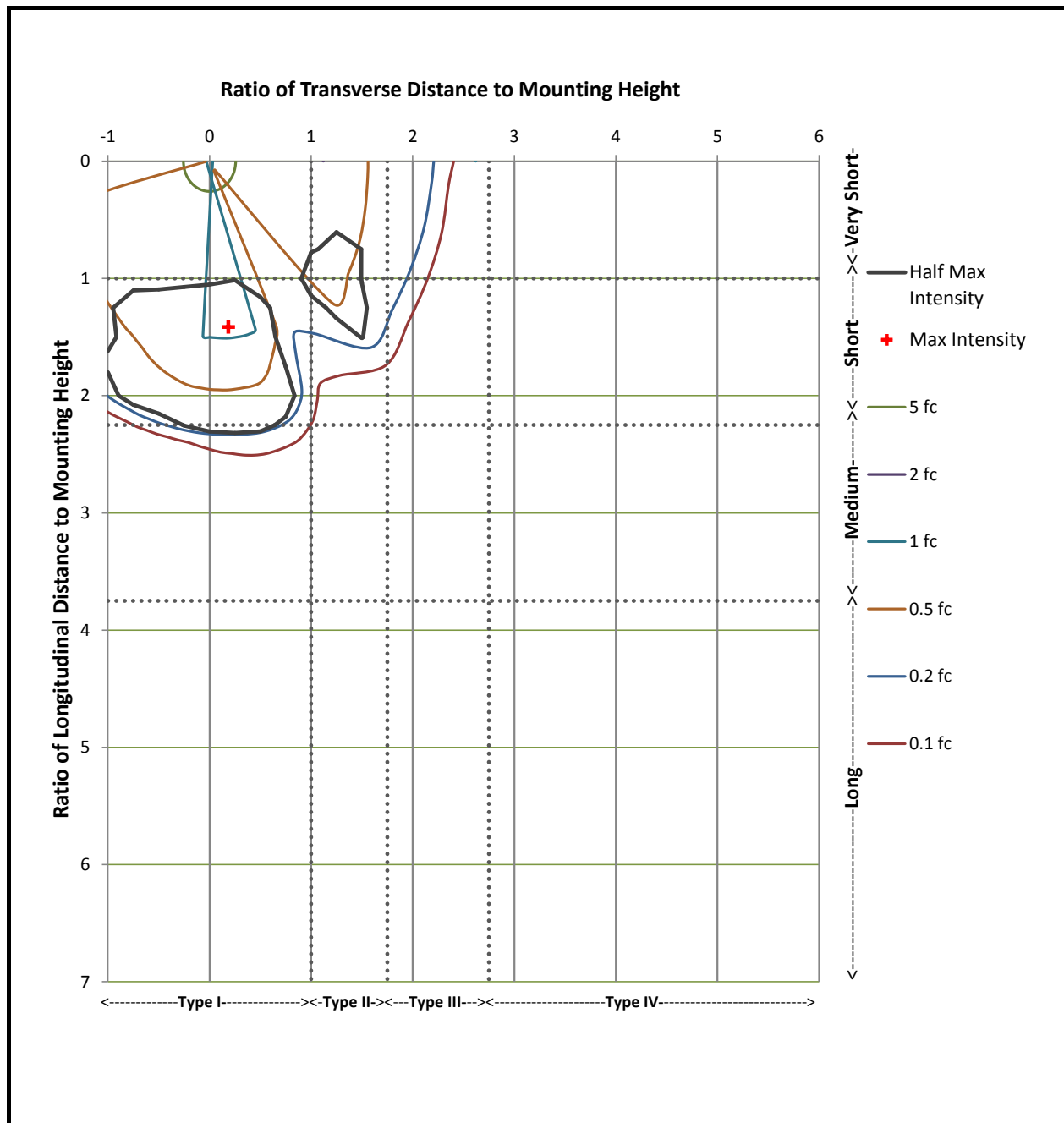
Summary of Results

IES Roadway Classification:
Cutoff Classification
BUG Rating:

Type II, Short
Cutoff
B2 U2 G1

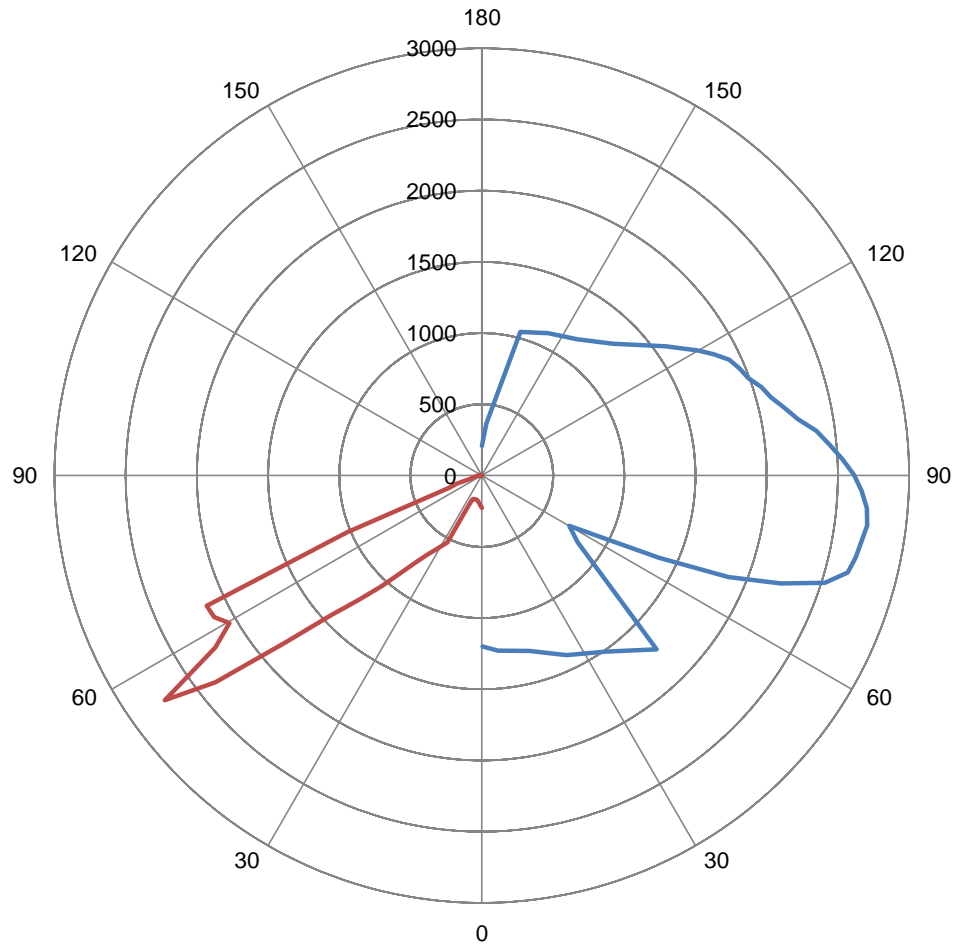
Total Lumen Output: 3716 Lumens
Luminaire Efficacy: 113.6 lm/w
Maximum Candela: 2729 Candela

ISO FootCandle Plot at 20 Feet





Maximum Plane and Cone Plots of Candela



Vertical Plane Through

82.5 ° Lateral

Lateral Cone Through

55 ° Vertical

Maximum Intensity (Candlepower):

2729 Candela

Zonal Lumen Summary

Zone	Lumens	% of Luminaire	Zone	Lumens	% of Luminaire	Zone	Lumens	% of Luminaire
0-5	5.2	0.1%	60-65	642.1	17.3%	120-125	1.6	0.0%
5-10	13.3	0.4%	65-70	317.5	8.5%	125-130	1.4	0.0%
10-15	21.2	0.6%	70-75	69.6	1.9%	130-135	1.1	0.0%
15-20	30.2	0.8%	75-80	35.5	1.0%	135-140	0.8	0.0%
20-25	49.7	1.3%	80-85	20.9	0.6%	140-145	0.6	0.0%
25-30	120.8	3.3%	85-90	11.5	0.3%	145-150	0.4	0.0%
30-35	170.9	4.6%	90-95	5.6	0.2%	150-155	0.3	0.0%
35-40	224.3	6.0%	95-100	8.0	0.2%	155-160	0.1	0.0%
40-45	299.6	8.1%	100-105	8.6	0.2%	160-165	0.1	0.0%
45-50	404.2	10.9%	105-110	3.4	0.1%	165-170	0.0	0.0%
50-55	590.5	15.9%	110-115	1.6	0.0%	170-175	0.0	0.0%
55-60	653.7	17.6%	115-120	1.7	0.0%	175-180	0.0	0.0%



IES "BUG" Rating
(Back Light, Uplight, Glare)
Per IES TM-15-11



Luminaire Classification System (LCS)

LCS	Zone	Lumens	Luminaire %
FL	(0-30)	112.4	3.0%
FM	(30-60)	1247.4	33.6%
FH	(60-80)	571.1	15.4%
FVH	(80-90)	17.0	0.5%
BL	(0-30)	128.0	3.4%
BM	(30-60)	1095.7	29.5%
BH	(60-80)	493.7	13.3%
BVH	(80-90)	15.4	0.4%
UL	(90-100)	13.7	0.4%
UH	(100-180)	21.6	0.6%
Total		3715.9	100.0%
BUG Rating	B2 U2 G1		